








# PRESCCHOOL SUMMER CENTERS



# PRESCHOOL SUMMER CENTERS

Are you looking for fun and simple thematic centers that you can prep quickly for your preschool classroom? Preschool Summer Centers was created for children ages 4-6 and mature 3 year-olds (looking for a challenge). These centers are sure to keep their interest and will help build important literacy, math and writing (fine-motor) skills. This unit is also great review and practice for children leaving preschool and heading to kindergarten. There are a lot of opportunities to practice extra alphabet and number practice.

This unit includes:

- 20 Ready to go centers
- Material checklist
- Activity instructions
- Student instructions to build independence
- Bin/bag labels
- Activities in action photos

The centers include:

1. Sea Side Snip: The boys and girls will choose a sea creature and cut up the variety of lines.
2. Shape Bubble Pop: Identify the shape of the bubble wand on each page. Color or dab all of the matching bubbles.
3. Ice Cream Cone Count: The boys and girls will identify the number on the cones and place the ice cream scoops with the matching quantities on top.
4. Seaside One to One Correspondence: Identify the numbers. Place the matching number of ocean stickers above each number.
5. Puffer Patterns: The boys and girls will choose a pattern card and practice building patterns on a pufferfish.
6. ABC & Sound Puzzles: The boys and girls will build ABC puzzles and identify pictures that begin with the sound of each letter.
7. Build an Ocean: The boys and girls will use a variety of materials to build an Ocean.

# PRESCHOOL SUMMER CENTERS

8. Summer Dough Mats: Choose a card and identify the picture. Roll the dough to build the picture.
9. Ocean Dot-to-Dot: The boys and girls will connect the dots by counting to 10, 20 and ordering uppercase letters. There is a faint line to help beginners.
10. Summer Seek-N-Find: The boys and girls will search an ocean for animals. They will also search a beach and count/write how many objects.
11. Popsicle ABC Match-Up: The boys and girls will build popsicles by matching uppercase/lowercase letters and letter sounds.
12. Summer ABC Search: Choose a magnetic letter. Find the matching letter on the printable and color it to match.
13. Ocean Pattern Cards: Choose a card, identify the pattern, place the animal that completes the pattern at the end of the strip.
14. Catching ABC's: Choose a firefly. Identify the letter on the firefly. Find the matching firefly in the jar and trace the letter.
15. Seashell Name Crown: The boys and girls will build their name using seashells. They will glue the shells to the paper strip to make a crown.
16. Ocean Color by Animals: Color the picture by ocean animals.
17. How Many Bubbles High?: The boys and girls will dab from the marker to the object in the sky. Then, they will count the bubbles and write the number on the line.


# PRESCHOOL SUMMER CENTERS

18. Seahorse Bead Count: The boys and girls will identify the number on the seahorse and place the matching number of beads on the pipe cleaner.
19. Balloon Roll, Trace & Color: Roll the dice and count the dots. Find the balloon with the matching number. Trace the number and color.
20. Seashell Ten Frame Bingo: Choose a card and identify the number. Find the ten frame with the matching number of shells and cover with a seashell.


# PRESCHOOL SUMMERS CENTERS



20 Centers



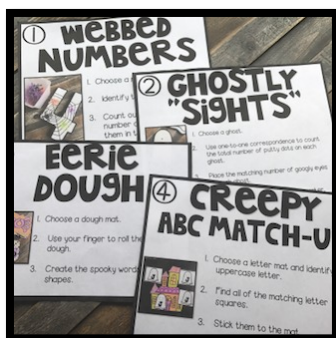
Activity Guide



Material Checklist



Storage Ideas



Student Instruction Page



Activities in Action Photos