





Preschool DECEMBER CENTERS



PRESCHOOL DECEMBER CENTERS

Are you looking for fun and simple thematic centers that you can prep quickly for your preschool classroom? Preschool December Centers was created for children ages 4-6 and mature 3 year-olds (looking for a challenge). These centers are sure to keep their interest and will help build important literacy, math and writing (fine-motor) skills.

This unit includes:

- 20 Ready to go centers
- Material checklist
- Activity instructions
- Student instructions to build independence
- Bin/bag labels
- Activities in action photos

The centers include:

1. Rudolph Antler Sort: Match numbers to objects.
2. Stocking Stuffer Numbers: Matching Numbers to numbers 1-10.
3. Santa Roll & Cover: Roll the dice and count the dots. Cover the matching number.
4. Tree ABC Match-Up: Cover the matching uppercase and lowercase letters with a clothespin.
5. Holiday Measurement: Use snap cubes to measure how many units tall each holiday themed unit is.
6. Holiday Letter Write: Choose an uppercase candy cane letter and practice tracing it in holiday sprinkles.
7. Gingerbread Count: Identify the number on the belly of the gingerbread man. Place the matching number of chain links on each gingerbread man.

PRESCHOOL DECEMBER CENTERS

8. Merry Magnet Mazes: Follow festive mazes using a magnet wand and gingerbread Magnet.
9. Holiday Tracing Mini: Use fine-motor skills to trace Christmas-themed figures and create a mini-book.
10. Christmas Seek-n-Find: Use an Expo marker to circle the mystery items in the key.
11. Santa's Beard Trim: Use fine-motor skills to cut and roll Santa's Beard.
12. December ABC Search: Color by letters to reveal the mystery letter.
13. Gingerbread Number Build: Identify the number. Build the number using gumdrops or dots.
14. Holiday Dough Mats: Choose a mat, build the holiday items using playdough.
15. The Gift of ABC's: Match uppercase trees to lowercase gifts.
16. Christmas Color by Shapes: Color the Christmas Tree by Shapes.
17. Present Match-Up: Match numbers to sets (kids to presents).
18. Christmas Tree Number Order: Choose a card. Clip the matching trees in numerical order in the back of the truck.
19. Festive ABC Search: Search the bulb for uppercase or lowercase letters. Color the matching letter on the printable.
20. A Letter to Santa, Small Medium & Large: Sort letters to Santa as small, medium or large.

PRESCHOOL
**DECEMBER
CENTERS**

① **RUDOLPH** ② **STOCKING**
ANTLER MATCH **STUFFER NUMBERS**

③ **SANTA** ④ **TREE**
ROLL & COVER **ABC MATCH-UP**

⑤ **HOLIDAY** ⑥ **HOLIDAY**
MEASUREMENT **LETTER WRITE**

⑦ **GINGERBREAD** ⑧ **MERRY**
COUNT **MAGNET MAZES**

⑨ **HOLIDAY** ⑩ **CHRISTMAS**
TRACING MINI **SEEK-N-FIND**

PRESCHOOL
**DECEMBER
CENTERS**

11 **SANTA'S
BEARD TRIM**

12 **DECEMBER
ABC SEARCH**

13 **GINGERBREAD
NUMBER BUILD**

14 **HOLIDAY
DOUGH**

15 **THE GIFT
OF ABC'S**

16 **CHRISTMAS
COLOR BY SHAPES**

17 **PRESENT
MATCH-UP**

18 **CHRISTMAS
TREE
NUMBER ORDER**

19 **FESTIVE
ABC SEARCH**

20 **A LETTER TO SANTA
SMALL, MEDIUM & LARGE**

Preschool DECEMBER CENTERS



20 Centers



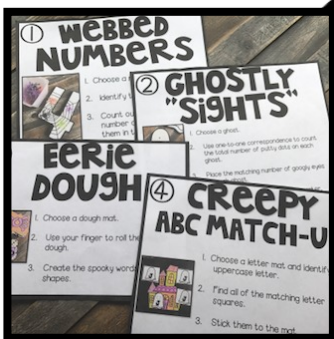
Activity Guide



Material Checklist



Storage Ideas



Student Instruction Page



Activities in Action Photos