

FAIRY TALE crafts



FAIRY TALE crafts



FAIRY TALE crafts



FAIRY TALE crafts

UNICORN *craft*

UNICORN *craft*

1. Paint the mane and tail with a metallic paint.



2. Cut out the pieces.



3. Glue the pieces together to make a unicorn.



4. Draw the eyes and nostrils with a black marker.



5. Add the hooves and horn.

UNICORN *craft*

1  paint the mane and tail 

2  cut out the pieces 

3  glue them together 

4  draw the eyes and nostrils and paint the 

Materials/Prep

- White Cardstock
- Metallic Paint
- Gold Paint

Prep/Directions

1. First, the body.
2. Then, the mane and tail.
3. The eyes and nostrils.
4. Hooves and horn.